



Canada Council
for the Arts

Conseil des arts
du Canada

Public Lending
Right Program

Programme du droit
de prêt public

PUBLIC LENDING RIGHT COMMISSION

ANNUAL REPORT
on the activities
of the PLR Commission
and
of the PLR Program

2013–2014



150 Elgin Street, PO Box 1047
Ottawa, Ontario K1P 5V8

Telephone: 1-800-521-5721 or (613) 566-4378

Fax: (613) 566-4390

www.plr-dpp.ca

June 14, 2014

The Public Lending Right Program has represented an essential instrument in Canadian cultural policy-making. For authors, public lending right payments constitute fair compensation for free and public access to their works.

THE PUBLIC LENDING RIGHT PROGRAM

Authors register their titles with the Public Lending Right (PLR) program. Works of fiction, poetry, drama, children's literature, non-fiction as well as scholarly works are eligible. The PLR Program's database of registered eligible titles is checked annually against the holdings of a selection of public libraries (seven library catalogues for each official language group).

PLR payments are determined by the results of the library sampling and are calculated according to a payment scale. This scale comprises four categories, based on the number of years titles have been registered with the program. During the sampling, it is the title's presence in one or more of the selected libraries that results in a payment. Each year the available budget determines both the amount paid each time a book is found, as well as the maximum amount an author can earn. Authors have now registered a remarkable 91,738 eligible books with the PLR Program.

TABLE OF CONTENTS

Message from the Chair	p/6
Message from the Executive Secretary	p/9
Members and Staff	p/13
Comments on the Statistical Report	p/14
Statistical Activity Report	p/15

MESSAGE FROM THE CHAIR

At the Public Lending Right Commission (PLRC), one year is always quite different from another, and that is how I would characterize our recently completed 2013-2014 fiscal year—very different.

For instance, on the operational front, the Commission readjusted several Public Lending Right (PLR) eligibility criteria: as of 2015 the minimum payment will be set at approximately \$50, as unanimously approved by PLRC members at our AGM in June 2013. It was also decided to strictly apply the eligibility criteria to all types of books, including children's literature, which may have been previously exempt. There were also changes of a more fundamental nature – even a change in how we perceived the Public Lending Right Program (PLRP) and its place in the overall complement of Canada Council programs, given that the PLRP's annual budget of \$9.9 million is the largest of all Council programs. In other words, the PLRP is an important component of the Canada Council for the Arts.

While it would not serve any real purpose for me to go over the historical background of how the PLRC came to see itself as an independent, self-governing commission and to operate as such, the main thing to realize is that the last two years have clearly helped us to understand that even though this perception has persisted for some 25 years, it has turned out to be mistaken. In fact, the PLRP, ever since it was created in 1986, has always been one of the Council's programs. Indeed, thanks to the advice and votes of the PLRC's 19 members, the Commission has also always served as an advisory body composed of experts representing the entire Canadian literary community. From this perspective then, the rapprochement between the PLRC and the Canada Council that has taken place during the last two years comes across not so much as a drastic change but rather as a restoration of the original spirit and intentions of the Commission's creation.

This rapprochement has been very evident throughout the 2013–2014 fiscal year. For example, Peter Schneider, the PLRC's Executive Secretary and Manager is now working closely with David Schimpky, the Council's Head of Program Integration and Coordination. Furthermore, the involvement of Mr. Schimpky, who has occupied the position since May 2013, has proven to be particularly helpful

because he is a former PLRC Executive Secretary. As a result, he can work with Mr. Schneider and Commission members while also liaising with Council's senior management. Furthermore, regular meetings are now also taking place between me as PLRC Chair and Robert Sirman as the Council's CEO and Director. These meetings, which occurred in October 2013 and both February and May 2014, have been occasions for us to move ahead with key files during the current period of substantially revamping the PLRP.

One notable outcome of these meetings has been the decision to create a work group to review the calculation formula on which annual PLR payments have been based for the past 27 years, with a particular focus on whether the existing situation whereby payments are based on the "presence" and not the "loans" of books in public libraries still corresponds to the Treasury Board's primary intention when it created the PLRP. The mandate of this work group, which is directed by Claire McCaughey, the Head of Council's Research and Evaluation Section, will be to review various scenarios for redefining the PLR calculation formulas.

On this point, it was very enlightening for some of us to attend the International PLR Conference that was held in Dublin, Ireland on 26 – 28 September 2013. For Peter Schneider, TWUC representative Genni Gunn and myself, this event was a wonderful opportunity to meet PLR program managers from most European countries as well as from Australia and Taiwan. In particular, we noted that not only do most countries base their PLR payments on the number of times a given book is borrowed and not simply on its presence on library bookshelves, but also that the PLR in each country accurately reflects that country's literary reality. By the same token, our international counterparts appreciated the existence of Canada's Public Lending Right Commission and the advisory role it plays.

At the same time, during this year of change, one fact did not. This was the fact that despite the Council's move into its new premises at 150 Elgin Street in December 2013, the annual PLR payments were still made on 18 February 2014 with 18,668 authors sharing an overall budgetary pie of \$9,762,247.40 for a total of 77,479 books sampled in Canada's English- and French-language public libraries.

I would especially like to thank our full-time office staff of Benoît Rollin, Rachelle Lanoue and Danielle Guindon who work day in day out under Peter Schneider's supervision. During my two-year term, I have been well placed to appreciate their dedication and competence during these very turbulent times.

I would also like to thank my Commission colleagues, especially Canadian Authors Association representative Bernice Lever, who will be leaving us at the end of her term in June 2014 after many long years of devoted service. For me, serving as the Commission's Chair has not only been a weighty responsibility but also an honour and pleasure, despite the wholesale restructuring we have been undergoing. We have had many fundamental discussions in which each participant's involvement and expertise have played a key role. At the same time, the changes are ongoing and I am now passing the torch to others with my complete confidence and very best wishes. For my part, I will be happy to continue to serve on the PLRC as its Past Chair until June 2016.

Above all, I would like to thank Robert Sirman for the very special attention he has paid to both the PLRP and the PLRC, particularly during the past three years. Thanks to his wise direction and guidance, the restructuring process seems to be well underway. On behalf of the entire Commission as well as me personally as its Chair, I would therefore like to thank him for coming to meet with us on several occasions, to explain the burning issues and answer Commission members' questions.

At the same time, we welcome Simon Brault to his new position as the Canada Council for the Arts' new CEO and Director, and we look forward to working with him to smooth the PLRP's revamping and support its role in encouraging Canadian authors to maintain their rightful place in the development of Canadian culture.

With my affectionate regards to you all.

Aline Apostolska
Chair (June 2012 - June 2014)

MESSAGE FROM THE EXECUTIVE SECRETARY

As the Public Lending Right Commission (PLRC) prepares for its annual general meeting in June of this year, the Canada Council is preparing for the official opening of its new home, Performance Court, located at 150 Elgin Street in downtown Ottawa. For those of us who work here, the building represents a host of new possibilities built upon the premise of public access and engagement: with its public exhibition space, an interactive video wall, and an open lobby that seamlessly integrates a heritage-designated structure with a postmodern, LEED-certified building, our new home is an expression of the Council's highest aspirations and values. Having arrived as the first tenants some six months ago, during the coldest winter in recent memory, we have been able to witness each finishing touch firsthand.

It is amazing, and in keeping with the storied origins of Canada's public lending right program, that the staff was able to hit the ground running and successfully mail results to more than 20,000 registrants in February of this year, on time and as planned. Each program cycle sees an increase in the number of registered titles and cheque recipients; the culmination of each PLR delivery brings new questions about our changing world, from the future of postal delivery and paper cheques to the future of books and libraries.

The past year has witnessed the arrival of new Commission members and new collaboration alike: a PLRC-Canada Council working group has been inaugurated to pursue further research and development to inform future program development. This initiative flows directly from the Roy MacSkimming research reports completed in 2013. Together, we are exploring new technologies and developing enhanced capacity to understand evolving library and publishing practices and to continue to meet the objectives of public lending right.

In September of last year, I was fortunate to attend the 10th international PLR conference at the historic Farmleigh House in Dublin, accompanied by the Commission's Chair, Aline Apostolska, and Commission member Genni Gunn. This excellent, well-planned conference provided a rich exchange of information from around the globe in a collegial and supportive environment. It

became apparent that the universe of PLR contains diverse challenges, distinct national realities and widely divergent systems. Despite the ongoing impact of fiscal austerity in Europe and elsewhere, the conference was nourishing and inspirational; we look forward to the 11th biennial conference, to be held in Amsterdam in 2015.


No topic was more widely discussed and debated in Dublin than the matter of ebooks. Electronic works continue to challenge legislators and program managers worldwide, as new information products and distribution channels appear and are adopted, and as writers, publishers, and librarians struggle to create best practices and terms of trade that can satisfy competing demands and interests.

It is possible to trace the leadership of the Canadian PLR program on this front, starting with the publication of the Canadian ebooks study authored by former Vancouver city librarian and Commission member Paul Whitney, and continuing with the PLR Commission's motion in 2011 to recognize ebooks as potentially eligible for compensation. In 2014, we have proceeded with an open call for ebook ISBNs as a pre-registration exercise that will assist the Commission with developing criteria and methodology for eventual payments.

The overarching goal of the Commission is to strive for a 21st century PLR program that embraces the challenges of growth and new technologies and is able to adapt and thrive and continue to achieve its mission: to provide fair compensation to literary creators for the public use of their intellectual property through Canadian libraries.

This year's annual general meeting of the Public Lending Right Commission will mark the conclusion of a remarkable and intense two-year period for our outgoing Chair, Aline Apostolska. Thanks in large part to Aline's goodwill, energy, and belief, the program and the Commission have arrived safely at the threshold of a new era.

Peter Schneider



The Bloor Gladstone Library

2014 Governor General's Medals in Architecture - Winner
RDH Architects Inc. / Shoalts and Zaback Architects Ltd. (Toronto, ON)

Jury Comment: "This renovation and expansion of a distinctive historical library stands out for being both creative and respectful. The design re-imagines the entranceway and body of the original structure, adds a minimal glass addition and creates an intimate courtyard in the process."

Photos: Tom Arban

MEMBERS AND STAFF

(AS OF MARCH 31ST, 2014)

COMMISSION

Aline Apostolska (Chair)
UNION DES ÉCRIVAINES ET DES ÉCRIVAINS QUÉBÉCOIS

Beatriz Hausner (Vice-Chair)
THE LEAGUE OF CANADIAN POETS

Phyllis Aronoff
LITERARY TRANSLATORS' ASSOCIATION OF CANADA

Gaston Bellemare
ASSOCIATION NATIONALE DES ÉDITEURS DE LIVRES

Linda Cook
CANADIAN LIBRARY ASSOCIATION

Erin Creasey
ASSOCIATION OF CANADIAN PUBLISHERS

Marilyn Dumont
PUBLIC LENDING RIGHT COMMISSION*

Genni Gunn
THE WRITERS' UNION OF CANADA

Louis-Philippe Hébert
PUBLIC LENDING RIGHT COMMISSION*

Robert Hunter (ex-officio member)
DEPARTMENT OF CANADIAN HERITAGE

Bernice Lever
CANADIAN AUTHORS ASSOCIATION

Fabien Lengellé (ex-officio member)
LIBRARY AND ARCHIVES CANADA

Gino Levesque
ÉCRIVAINS FRANCOPHONES D'AMÉRIQUE

Leeann Minogue
PLAYWRIGHTS GUILD OF CANADA

Jean-Mari Pître
REGROUPEMENT DES ÉCRIVAINS ACADIENS

Daniel Poliquin
PUBLIC LENDING RIGHT COMMISSION*

Anna Porter (ex-officio member)
CANADA COUNCIL FOR THE ARTS

Hélène Roussel (ex-officio member)
BIBLIOTHÈQUE ET ARCHIVES NATIONALES DU QUÉBEC

Philippe Sauvageau
ASSOCIATION POUR L'AVANCEMENT DES SCIENCES ET DES
TECHNIQUES DE LA DOCUMENTATION

EXECUTIVE COMMITTEE

Aline Apostolska (Chair)
Beatriz Hausner (Vice-Chair)
Gaston Bellemare
Linda Cook
Marilyn Dumont
Daniel Poliquin
Philippe Sauvageau

STAFF

Peter Schneider (Executive Secretary)
Benoît Rollin (Program Officer)
Rachelle Lanoue (Administrative Coordinator)
Danielle Guindon (Clerk)

* Writer appointed as member by the PLR Commission

COMMENTS ON THE STATISTICAL REPORT

The report on the 28th year of Public Lending Right (PLR) program provides an overview of the repercussions of the program's growth, the ongoing results of the application of the payment scale and the scope of the program's activities.

Statistics are based on three elements: number of authors, number of titles, and payments. The tables on program growth indicate a steady increase in the number of authors and titles registered, with annual growth comparable to that of previous years. The number of authors receiving a payment increased to 18,688, a new record. We are now managing more than 20,000 active registrant files with a permanent staffing complement of four persons. The digitization of the program's author records has been beneficial, and the development of online author registration tools and direct deposit of payments will only enhance our ability to manage the volume of registrations effectively.

Growth in demand has had a direct influence on PLR payments. Despite the introduction of the growth management scale in the program's 24th year, the predictable increase in both registered authors and eligible titles discovered in the annual library surveys suggest that further action is required to ensure that the program is capable of meeting its objectives. In this year's program cycle, the average payment decreased slightly, from \$537 to \$523. At the same time, owing to greater detail and regional variation in the annual library sampling, the program was able to deliver a more nuanced range of payments, with the maximum payment per title increasing noticeably, from \$336.70 in 2012-13 to \$367.99 this year. Care must be taken in order to assure that current and future generations of literary creators continue to benefit meaningfully from the program. This becomes especially important when we consider the commitment to work toward the inclusion of ebooks in the program's design.

In any future modification of the program's design, greater detail and analysis will be essential in order to derive the most satisfactory results possible. While the financial resources available to create payments are unlikely to keep pace with the level of author interest in the program, the changing demographics of Canada and evolving public use patterns in libraries call for a responsive approach that is forward-looking. The number of titles registered with the program increased to 91,738 in 2013-14, more than double the number of titles registered just fifteen years ago. The inclusion of more regional library collections in the determination of payments and the possibility of considering the numbers of copies of eligible works that are circulating are key elements that can help to provide additional precision in the calculation of payments, given the context of limited resources and increasing demand for compensation for public use of registered titles.

STATISTICAL ACTIVITY REPORT

OVERVIEW OF THE 28TH YEAR OF THE PLR PROGRAM

	2012–2013	2013–2014	VARIATION
Authors registered	19,825	20,218	1.98%
Authors receiving a payment	18,186	18,668	2.65%
Registered titles	90,815	94,088	3.60%
Eligible titles	88,300	91,738	3.89%
Titles receiving a payment	74,246	77,479	4.35%
Amount distributed to authors	\$9,766,310	\$9,762,247	-0.04%
Average payment	\$537.00	\$523	-2.61%
Median payment	\$261.66	\$236.56	-9.59%
Maximum amount paid per book (category I)	\$336.70	\$367.99	9.29%
Maximum amount paid per book (category II)	\$269.36	\$294.42	9.30%
Maximum amount paid per book (category III)	\$235.69	\$257.60	9.30%
Maximum amount paid per book (category IV)	\$202.02	\$220.78	9.29%

Growth: new authors

	2011–2012	2012–2013	2013–2014
--	-----------	-----------	-----------

New authors registered

English			418
French			313
Total	908	890	731

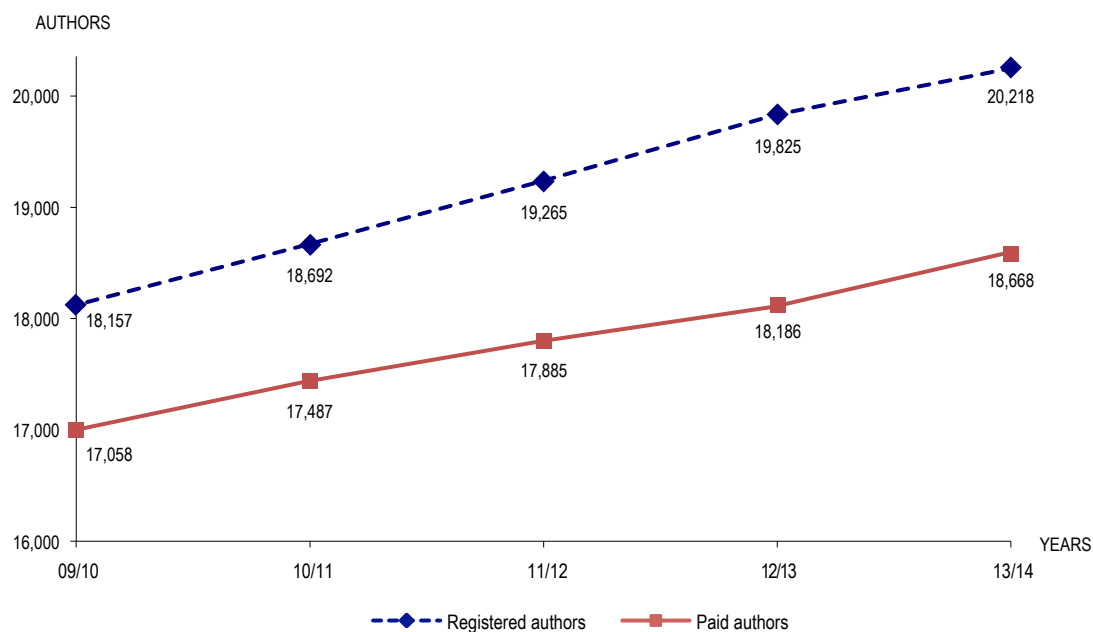
New authors receiving payment

English			324
French			261
Total	716	637	585

Amounts paid to new authors

English			\$81,539
French			\$83,712
Total	\$206,350	\$194,520	\$165,251

Growth: registered authors and paid authors (2009–2014)



Distribution of author payments

1. PAYMENTS BY RANGE AND BY LANGUAGE (2013–2014)

Payments	Language	Authors	% of total authors	Total paid	% of total budget
Minimum \$25	E	492	2.64%	\$12,300	0.13%
	F	128	0.69%	\$3,200	0.03%
	E+F	620	3.32%	\$15,500	0.16%
From \$25.01 to \$50.00	E	1,195	6.40%	\$43,373	0.44%
	F	318	1.70%	\$11,425	0.12%
	E+F	1,513	8.10%	\$54,798	0.56%
From \$50.01 to \$100.00	E	1,961	10.50%	\$141,664	1.45%
	F	697	3.73%	\$51,417	0.53%
	E+F	2,658	14.24%	\$193,081	1.98%
From \$100.01 to \$236.56	E	3,085	16.53%	\$491,254	5.03%
	F	1,467	7.86%	\$241,546	2.47%
	E+F	4,552	24.38%	\$732,800	7.51%
Median \$236.56	E+F	9,343	50.00%	\$996,178	10.20%
From \$236.57 to \$523.00	E	2,611	13.99%	\$911,857	9.34%
	F	1,569	8.40%	\$551,505	5.65%
	E+F	4,180	22.39%	\$1,463,362	14.99%
From \$523.01 to \$999.99	E	1,422	7.62%	\$1,023,628	10.49%
	F	1,006	5.39%	\$730,528	7.48%
	E+F	2,428	13.01%	\$1,754,156	17.97%
From \$1,000.00 to \$1,999.99	E	892	4.78%	\$1,239,048	12.69%
	F	735	3.94%	\$1,016,170	10.41%
	E+F	1,627	8.72%	\$2,255,218	23.10%
From \$2,000.00 to \$2,999.99	E	278	1.49%	\$676,177	6.93%
	F	239	1.28%	\$575,304	5.89%
	E+F	517	2.77%	\$1,251,481	12.82%
From \$3,000.00 to \$3,679.89	E	103	0.55%	\$342,302	3.51%
	F	86	0.46%	\$286,469	2.93%
	E+F	189	1.01%	\$628,771	6.44%
Maximum \$3,679.90	E	153	0.82%	\$563,025	5.77%
	F	231	1.24%	\$850,057	8.71%
	E+F	384	2.06%	\$1,413,082	14.47%
Total	E	12,192	65.31%	\$5,444,626	55.77%
	F	6,476	34.69%	\$4,317,621	44.23%
	E+F	18,668	100%	\$9,762,247	100%

Median: The median of a population is the point that divides the distribution of scores in half.

In February 2014, 9,343 authors (50%) received \$236.57 or less. They shared 10.20% of the budget.

Average: In February 2014, the average payment was \$523. 13,523 authors (72.44%) received \$523 or less.

They shared 25.19% of the budget. 5,145 authors (27.56%) received more than \$523. They shared 74.81% of the budget.

Distribution of author payments

2. PAYMENTS BY PROVINCE AND TERRITORY (2013–2014)

Province/ Territory	Registered authors	% of total registered authors	Number of payments	% of total paid authors	% of authors receiving a payment	Total paid	% of total budget
Newfoundland and Labrador	283	1.40%	264	1.41%	93.29%	\$99,076	1.01%
Nova Scotia	705	3.49%	676	3.62%	95.89%	\$254,052	2.60%
Prince Edward Island	91	0.45%	80	0.43%	87.91%	\$34,164	0.35%
New Brunswick	448	2.22%	418	2.24%	93.30%	\$163,490	1.67%
Quebec	6,951	34.38%	6,498	34.81%	93.48%	\$4,285,054	43.89%
Ontario	6,386	31.59%	5,833	31.25%	91.34%	\$2,771,595	28.39%
Manitoba	480	2.37%	447	2.39%	93.13%	\$147,465	1.51%
Saskatchewan	379	1.87%	335	1.79%	88.39%	\$150,046	1.54%
Alberta	1,002	4.96%	902	4.83%	90.02%	\$403,641	4.13%
British Columbia	2,830	14.00%	2,600	13.93%	91.87%	\$1,161,654	11.90%
Northwest Territories	16	0.08%	15	0.08%	93.75%	\$8,379	0.09%
Yukon	35	0.17%	31	0.17%	88.57%	\$8,031	0.08%
Nunavut	2	0.01%	2	0.01%	100.00%	\$118	0.00%
Outside Canada	610	3.02%	567	3.04%	92.95%	\$275,482	2.82%
Total	20,218	100%	18,668	100%	92.33%	\$9,762,247	100%

Example: In 2013-14, 91.87% of registered British Columbia authors received a payment. This represents 13.93% of paid authors. These authors received 11.90% of the payment budget.

Growth: new titles

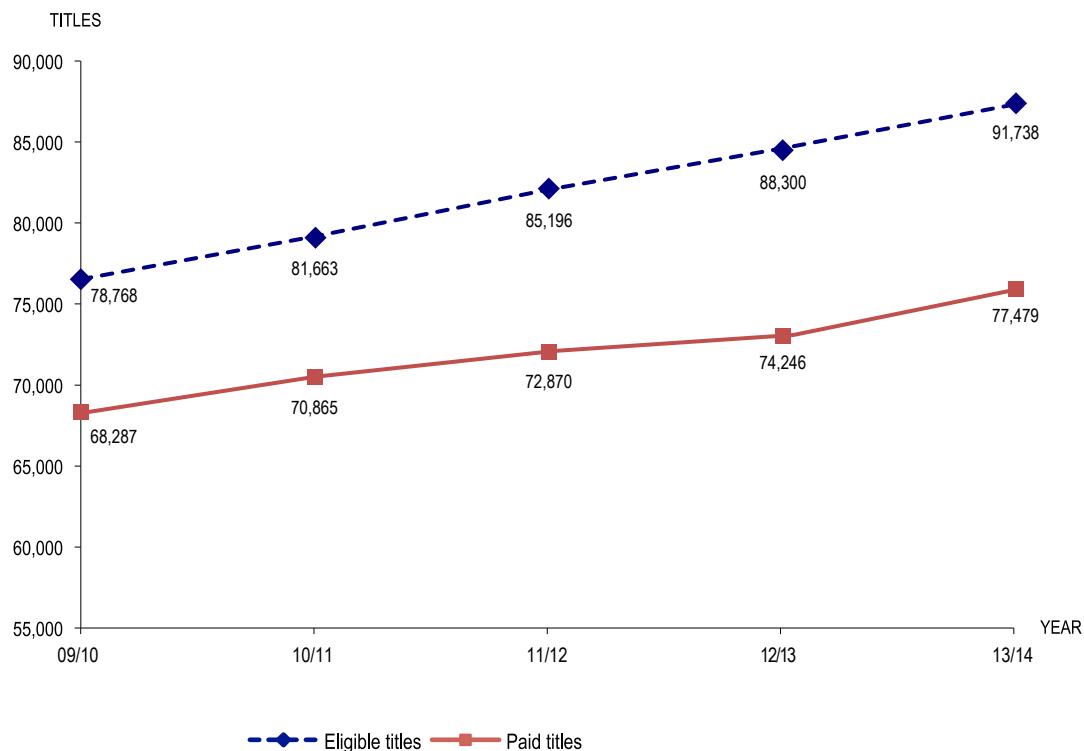
	2011–2012	2012–2013	2013–2014
New titles			
English			2,684
French			2,263
Bilingual			29
Other			161
Total	5,248	5,176	5,137
New eligible titles			
English			2,415
French			1,985
Bilingual			18
Other			147
Total	4,511	4,400	4,565
New titles found in sampled libraries			
English			1,838
French			1,798
Bilingual			13
Other			36
Total	3,616	3,512	3,685
Amounts paid for new titles			
English			\$322,415
French			\$378,431
Bilingual			\$1,103
Other			\$3,234
Total	\$706,759	\$681,295	\$705,183

New eligible titles by language and by category (2013–2014)

Category	English	French	Other	Bilingual	Total	% of total titles
Children's	650	840	55	1	1,546	33.87%
Fiction	647	569	32	1	1,249	27.36%
Poetry	253	145	16	7	421	9.22%
Drama	43	27	1	0	71	1.56%
Non-Fiction*	822	404	43	9	1,278	28.00%
Total	2,415	1,985	147	18	4,565	
Total in %	52.90%	43.48%	3.22%	0.39%		

*Non-fiction includes scholarly works

Growth: eligible titles and paid titles (2009–2014)



Growth: eligible titles by language

Language	Year	Number of titles	Growth in comparison to previous year
English	2011–2012	50,639	3.62%
	2012–2013	52,125	2.93%
	2013–2014	53,892	3.39%
French	2011–2012	31,861	5.60%
	2012–2013	33,567	5.35%
	2013–2014	35,120	4.63%
Bilingual	2011–2012	392	1.82%
	2012–2013	411	4.85%
	2013–2014	423	2.92%
Other	2011–2012	2,304	2.90%
	2012–2013	2,197	-4.64%
	2013–2014	2,303	4.82%
Total	2011–2012	85,196	4.33%
	2012–2013	88,300	3.64%
	2013–2014	91,738	3.89%

Eligible titles found in 2013–2014

Language	Number of titles	Percentage
English	44,938	58.00%
French	31,475	40.62%
Bilingual	342	0.44%
Other	724	0.93%
Total	77,479	100%

Eligible titles by category and language

Category	Language	Number of titles	% of all same language titles	% of all titles of this category	% of all registered titles
Children	ENGLISH	11,423	21.20%	48.78%	12.45%
	FRENCH	11,332	32.27%	48.39%	12.35%
	OTHER	626	27.18%	2.67%	0.68%
	BILINGUAL	38	8.98%	0.16%	0.04%
	TOTAL	23,419			25.53%
Fiction	ENGLISH	10,308	19.13%	53.32%	11.24%
	FRENCH	8,564	24.38%	44.30%	9.34%
	OTHER	435	18.89%	2.25%	0.47%
	BILINGUAL	27	6.38%	0.14%	0.03%
	TOTAL	19,334			21.08%
Poetry	ENGLISH	5,413	10.04%	56.03%	5.90%
	FRENCH	3,775	10.75%	39.07%	4.11%
	OTHER	359	15.59%	3.72%	0.39%
	BILINGUAL	114	26.95%	1.18%	0.12%
	TOTAL	9,661			10.53%
Drama	ENGLISH	1,352	2.51%	58.63%	1.47%
	FRENCH	906	2.58%	39.29%	0.99%
	OTHER	37	1.61%	1.60%	0.04%
	BILINGUAL	11	2.60%	0.48%	0.01%
	TOTAL	2,306			2.51%
Non fiction*	ENGLISH	25,396	47.12%	68.60%	27.68%
	FRENCH	10,543	30.02%	28.48%	11.49%
	OTHER	846	36.73%	2.29%	0.92%
	BILINGUAL	233	55.08%	0.63%	0.25%
	TOTAL	37,018			40.35%
Total	ENGLISH	53,892			58.75%
	FRENCH	35,120			38.28%
	OTHER	2,303			2.51%
	BILINGUAL	423			0.46%
	TOTAL OF ALL CATEGORIES	91,738			100%

Example: The 25,396 English-language non-fiction titles represent: 47.12% of all English-language eligible titles; 68.60% of all non-fiction titles; and 27.68% of all eligible titles.

* Non-fiction includes scholarly works.